

ARABIC

l e t t e r

Of The Week



FUN ACTIVITY WAAW WORKBOOK

Umami

www.ummi.org


LETTER **WAAW**

Collage the letter with your favorite decoration



LETTER **WAAW**


Colour the letters





LETTER WAAW

Finger paint or cover with beans all the و



LETTER **WAAW** IS ALWAYS **FULL**
BECAUSE IT IS TOO SMALL TO BE MADE HALF



LETTER WAAW

Find and circle the letter و

موازن بيوت وجه

وسواس وجد لوط

توبة بنون هارون

LETTER WAAW

VOCABULARY




وَعُوه
وَضُوء

Ablution/ Wudhoo'



وَلَدٌ

Boy/ Walad

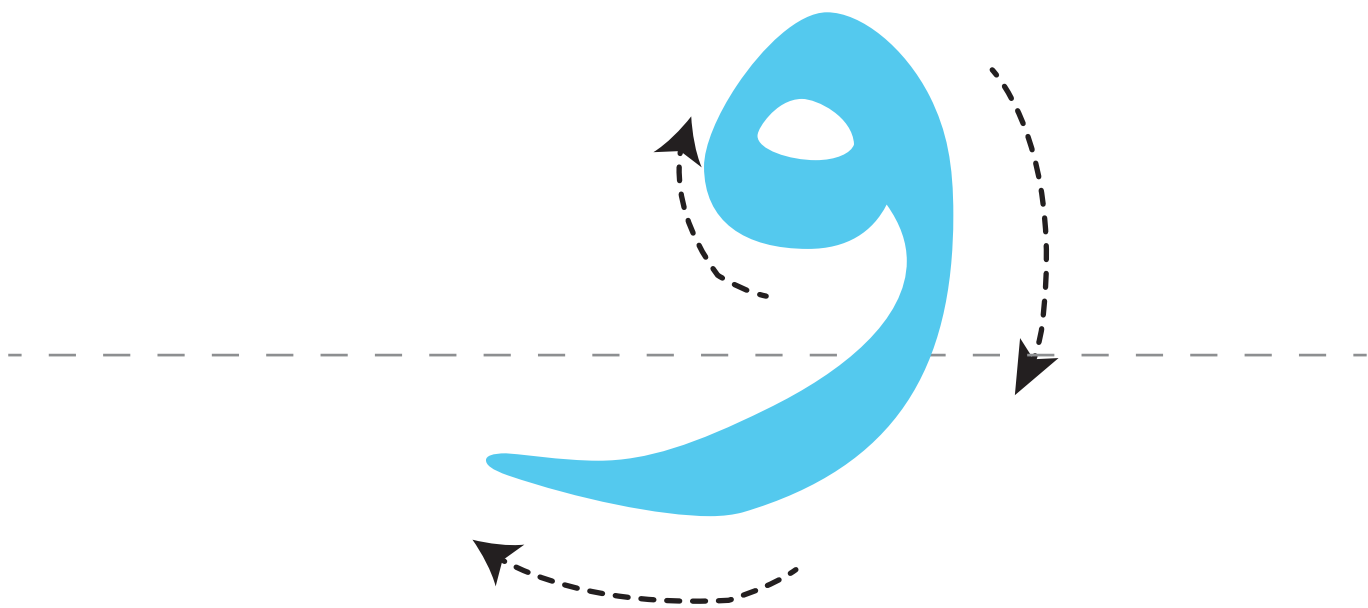


وَجْهٌ

Face/ Wajh

WRITING THE LETTER **WAAW**

In Arabic, we write from right to left



LETTER **WAAW**



W	W	W	W	W	W	W	W
W	W	W	W	W	W	W	W

9	9	9	9	9	9	9	9
9	9	9	9	9	9	9	9